

Topper Southern Traveller Series

Oxford Sailing Club

Sailing Instructions 2022

1 General Information and Thames Water site rules

- We look forward to welcoming the Toppers to back to OSC and Farmoor Reservoir on Saturday 1st (training) and Sunday 2nd October (Traveller event).
- **Entries:** In advance with ITCA.
- **Arriving at the Club:**
- **Biosecurity:** TW has installed two washing stations on the left side of the car park and ask that you wash your boat on entry and on leaving if your base is fresh water.
- **Take your boat off the trailer in the car park** and pull it up the slope on the trolley to the rigging area. Marshals will control access to the beach. Cars should not drive up to the reservoir level. Roadways and footpaths around the clubhouse (and the pathway across the grass rigging area) must be kept clear at all times to allow unrestricted movement around the site.
- Please obey any instructions from the marshals and Thames Water Rangers.
- **The Clubhouse** Toilets and changing rooms are open. Both changing rooms have fans which should be on to maximise ventilation. The Waterside Café in the main club room will be open.
- **Trailers** may be left in the car park overnight at the owner's risk, but no cars unless registered with TW – camping is not permitted (but <https://www.valleyfarmcampsite.com/> is round the corner).
- **On the Beach & Launching.** Buoyancy aids needed if you are helping on the beach. Please use the far end of the long beach (ie the beach running adjacent to the smaller northern reservoir) for launching and store trolleys neatly. The waterline can be slippery – please take extra care. Current muddy conditions below the waterline make trolley handling more difficult than usual.
- **No Dogs At Reservoir Level.** Dogs are permitted only at car park level – do not bring them up the ramp to the reservoir. There is a long countryside walk around the reservoir perimeter starting in the SE corner (signposted).

2 Rules

- 2.1 Racing will take place under the current Racing Rules of Sailing (RRS), the Class Rules, The Notice of Race and these Sailing Instructions (SIs). In the event of a conflict, these SIs shall apply. Where there is no mention of any particular subject in these SI's, you will revert to the current racing rules of sailing.

3 Changes to Sailing Instructions

- 3.1 Any change to the Sailing Instructions will be posted before the briefing. It will be signalled by displaying flag L ashore (SI 4). The amended SI, and any other notices, will be displayed on the external wall of the club house on the wall facing the water.

4 Briefing

- 4.1 A briefing will be held at 10:30am, outside the water-side entrance to the Clubhouse.


5 Signals Made Ashore

- 5.1 Signals made ashore will be displayed on the club mast. Signals displayed over a class flag apply to that class only.
- 5.2 If Flag L is displayed (A notice to competitors has been posted).



- 5.3 No tallies will be used
- 5.4 No boat shall leave the shore until after the competitor briefing.

- 5.5 Flag AP may be displayed ashore to signify racing is postponed. Should AP be displayed with a Class Flag the postponement will apply only to the fleets whose Class Flags are displayed.

Flag	Description
AP 	When Flag AP is displayed ashore race signal AP is changed in that "1 minute" is replaced by 'not less than 30 minutes'. This changes race signal AP.

6 Schedule of Races



- 6.1 The 1st Warning Signal shall be at 11.25am
 6.2 There will be 4 races with a target time of 30 minutes for each race.

7 Registration & Sign on/off

- 7.1 Competitors who have pre registered must bring the signed declaration form that will be emailed prior to the event.

8 Class Flag

- 8.1 These will be identified at the competitor briefing.

5.3 Fleet	Flag T 
4.2 Fleet	Numeral Pennant 4 

9 Racing Area

- 9.1 The racing area will be on Farmoor 2 which is in front of the clubhouse

10 The Start

Races will be started in accordance with rule 26.

Title	Minutes Before Starting Signal	Flag & Sound
Warning	5 minutes	Class Flag; Displayed 1 sound signal
Preparatory	4 minutes	Either Flag P, I, U or Black Flag; Displayed 1 sound signal
1 minute period	1 minute	Either Flag P, I, U, or Black; Removed and 1 long sound signal
Starting	0 minute	Class Flag; Removed 1 sound signal



P Flag



I Flag



Black Flag



U Flag

- 10.1 The start for one class may be at the same time as the warning signal for the subsequent class. If there is a General Recall, then the subsequent classes' start will be delayed in order to maintain the start sequence.
- 10.2 The starting line will be between the forward mast on the committee boat and a large inflatable buoy which has a black band around its circumference.
- 10.3 Boats whose warning signal has not been made shall keep at least 50m clear of the starting area.
- 10.4 A boat starting later than 4 minutes after her starting signal will be scored Did Not Start. This changes rule A4.1.

11 Race Course

- 11.1 The Race course is as detailed below. The course shall be a trapezoid course with an outer loop for the 5.3 fleet and an inner loop for the 4.2 fleet. The number of laps shall be displayed on the committee boat before the start of each race. The committee boat shall be located to the lower right-hand side of the race course. The committee boat will display the course for the 5.3 fleet using a red board or number. The course for the 4.2 fleet will a green board or number
- 11.2 The course is detailed at the end of this document
- 11.3 The Finishing line will be between a mast on the Race Committee boat displaying a Blue flag and a dan-buoy.

12 Alternative Finishing Line

- 12.1 In addition to the procedure for shortening course in RRS 32, the race committee may also award a finishing position to a boat that is still racing by displaying to her from a vessel (which may be in motion) flag W with one sound signal. A boat so notified is no longer required to sail the course (changing RRS 28.1), shall stop racing and shall return to the starting area, or return ashore if there is no more racing. A boat's finishing position under this sailing instruction will be the position she would have received had she sailed the course and finished within any time limit, without gaining or losing



13 Racing Marks

- 13.1 Racing Marks will be either orange or yellow large inflatable marks.
- 13.2 The O.D.M for the start line shall be a large inflatable mark which has a black band around its circumference.

14 Time limit

- 14.1 The target time for the finish of the lead boat is will be 30 minutes therefore making the time limit for the last finisher 50 minutes.

15 Committee Boat Identification

- 15.1 The main Committee boat will display an orange flag at the start and a blue flag at the finish.

16 Safety Regulations

- 16.1 Competitors shall wear adequate personal buoyancy at all times whilst afloat.
- 16.2 A boat that retires from a race shall notify the Committee boat or a Safety boat.

17 Prizes

- 17.1 Prizes shall be awarded at the discretion of the Race Committee.

18 Rubbish Disposal

- 18.1 Boats shall not put rubbish into the water. Rubbish may be placed official boats.

19 Protests

- 19.1 Protests shall be carried out in accordance with the current racing rules of sailing. It should be noted however that protests which affect podium results will be heard before prize giving, all other protests shall be conducted once formal proceedings have been carried out. This is in effect so that other competitors and families are not being held at the club for a protracted period of time.

20 Disclaimer of Liability and Insurance

- 20.1 Competitors participating in this event do so entirely at their own risk. Oxford Sailing Club will not accept any liability for material damage or personal injury or death sustained in conjunction with or prior to, during, or after the Regatta.
- 20.2 The boat is required to hold adequate insurance and in particular to hold insurance against third party claims in the sum of at least £3,000,000. Nothing done by the organizers can reduce the responsibility of the boat; the organizers will not be responsible for any loss, damage, death or personal injury, however it may have been caused.

Please do not hesitate to ask any questions.

Topper Southern Traveler Series Course Card

Course Number	Course [mark numbers]
Red 1	1(P), 2(P), 3(P), Finish
Red 2	1(P), 2(P), 3(P), 2(P), 3(P), Finish
Red 3	1(P), 2(P), 3(P), 2(P), 3(P), 2(P), 3(P), Finish
Green 1	1(P), 2(P), 3(P), Finish
Green 2	1(P), 4(P), 1(P), 2(P), 3(P), Finish
Green 3	1(P), 4(P), 1(P), 4(P), 1(P), 2(P), 3(P), Finish

Course numbers will be displayed on the Committee Boat and may be changed before each race.

