



ITCA Eastern Area Championships 2024

Snettisham Beach Sailing Club

1st/2nd June 2024

Snettisham Beach Sailing Club, The Beach, Snettisham,
Norfolk, PE31 7RB, UK

Sailing Instructions (SI`s)

The notation '[NP]' in a rule of the sailing instructions (SIs) means that a boat may not protest another boat for breaking that rule. This changes RRS 60.1(a)

1 RULES

1.1 The event is governed by the rules as defined in The Racing Rules of Sailing

2 CHANGES TO SAILING INSTRUCTIONS

2.1 Any change to the sailing instructions will be posted before 0900 on the day it will take effect, except that any change to the schedule of races will be posted by 2000 on the day before it will take effect.

3 COMMUNICATIONS WITH COMPETITORS

3.1 Notices to competitors will be posted on the official notice board located in the Snettisham Beach Sailing Club Conservatory.

3.2 [NP] On the water, the race committee and Race support communications will be limited to any Emergency, Safety, procedural or general event support as required. No other Radio communications permitted in connection with this event. Communications limited to event organisers and support crew, Emergency Services, and related authorities.

4 CODE OF CONDUCT

4.1 [DP] Competitors and support persons shall comply with reasonable requests from race officials.

5 SIGNALS MADE ASHORE

5.1 Signals made ashore will be displayed at the Beach Flagpole.

5.2 When flag AP is displayed ashore, '1 minute' is replaced with 'not less than 10 minutes'

5.3 [DP] Flag D with one sound means 'Boats shall not leave the shore until Flag D is displayed. The warning signal will not be made before the scheduled time or less than 10 minutes after flag D is displayed.'

6 SCHEDULE OF RACES

6.1

	Who	Start	Finish
Registration	Sailors & Guardians	01/06/24 09:30	01/06/24 11:00
Safety Briefing	Support Team	TBC	
Sailors Briefing	Sailors	11:10hrs	
Launch Safety Fleet	Support Team	TBC	
Launch Sailors	Sailors (When D flag flown)	12:30 or soon after	
1st Warning Day 1	All	13:00 or soon after	
1st Warning Day 2	All	14:00 or soon after	
Prize giving	All	As soon as possible after the last Race	

6.2 A maximum of 6 races in total scheduled for this series.3 Races per day. One extra race per day may be sailed, at the Race Officers discretion.

6.3 To alert boats that a race or sequence of races will begin soon, the orange starting line flag will be displayed with one sound signal at least one minute before a warning signal is made.

7 CLASS FLAGS

7.1 The Class flag is "Flag T" (Tango)

8 RACING AREA

8.1 The racing area is located directly out from the SBSC Launch Ramp and to the North / North West (Righthand) of the Launch ramp. On Launching, do not venture down tide to the South (Left) unless specifically instructed to do so. This to avoid risk of being late for the start of the race.

9 COURSES

9.1 The diagram`s below in SI Addendum 1 and 2 show the course that may be sailed, including the approximate angles between legs, the order in which marks are to be passed, and the side on which each mark is to be left.

9.2 For the STR Course, if one of the marks is missing, the remaining mark will be left to PORT.

10 MARKS OF THE COURSE

10.1 The appearance of the Mark`s are as indicated in the Course diagrams illustrated in Addendum 1 and Addendum 2.

11 OBSTRUCTIONS

11.1 The following objects / scenarios are designated as an obstruction.

- Sailor in the Water.
- Support boat assisting a Sailor in difficulty.

12 THE START

12.1 Races will be started using RRS 26. 5,4,1,0 minutes.

12.2 The start line will be between the staff on the Committee boat “Avocet” displaying an Orange flag and an Orange bladder buoy located nearby with an Orange Flag.

12.3 A boat that does not start within 5 minutes after her starting signal will be scored Did Not Start without a hearing. This changes RRS A5.1 and A5.2.

13 CHANGE OF THE NEXT LEG OF THE COURSE

13.1 To change the next leg of the course, the race committee will move the original mark or the finishing line to a new position. A move up-to approx. 100m will not be signalled. A move greater than approx. 100m will be signalled as indicated below :-



To STARBOARD



To PORT

14 THE FINISH

14.1 The finishing line will be between staff on the Committee boat displaying a blue flag and an Orange bladder buoy displaying a Blue Flag, located close to the Committee boat.

14.2 If the race is Shortened, the Finish line may be re-located to any turning mark. The Finish Line will be then be indicated between the Committee boat or a Support Boat, flying a Blue Flag on a staff and the closest turning Mark nearby. Except in the case of an STR course shortened finish at 3s / 3p, where the finish will be the line between marks 3s and 3p.

14.3 A boat maybe finished anywhere on the Course by being shown Flag “W” Whisky Flag, from a support boat, together with an instruction to immediately return to the start line area to prepare for the next start, or to return to the SBSC Ramp area to finish the days sailing. A boat receiving the “W” flag signal will receive a finishing position in the race position they are in at the time, as if they had sailed the remainder of the course.

16 TIME LIMITS AND TARGET TIMES

16.1 There is no Race nor Finish Time Limits. Target race time will be approx. 35 minutes for each race. Races may be finished or abandoned at any time the discretion of the Race Officer. Flag "W" rule will be activated at the discretion of the Race Officer to Finish affected craft, in the interest of Race Schedule adherence.

17 PROTEST HEARING REQUESTS

17.1 See NOR 13. **PROTEST AND PENALTY SYSTEM**. The Protest Time limit will be posted on the official notice board.

17.2 Protest forms are available from the Official Notice Board

17.3 Notices will be posted no later than 10 minutes after the protest time limit to inform competitors of hearings in which they are parties or named as witnesses. Hearings will be held in the protest room, location will be posted on the Official Noticeboard.

17.4 The right of appeal from a protest committee decision is denied as provided in rule 70.5[(a)][(b)][(c)]

18 SCORING

18.1 As posted in the Notice of Race 14. **SCORING**

19 SAFETY REGULATIONS

19.1 A Tally System will be invoked and is to be adhered to. Sailors will Tally on as soon as practicable after the Tally Signal has been make - A Sounding Bell.

19.2 The Tally board will be located at the end of the Launch Ramp close to the beach Flag pole.

19.3 Tally bands will be worn conspicuously on either arm of the Sailor, immediately after receiving the Tally band.

19.4 Tally Bands will be returned to the Tally board directly on returning to shore after the days sailing.

19.5 A boat that retires from a race shall notify the Committee Boat or Support Boat at the first reasonable opportunity. Then follow instructions to return directly to the SBSC Ramp area and Tally off.

19.6 Failure to comply with the Safety Regulations will incur a 5 point score penalty to the last race of the day, on each day the offence takes place.

20 TRASH DISPOSAL

20.1 No Trash of any kind will be placed in the sea intentionally. This includes fruit / food matter.

21 RISK STATEMENT

21.1 As Posted in the NOTICE OF Race 19. **RISK STATEMENT**

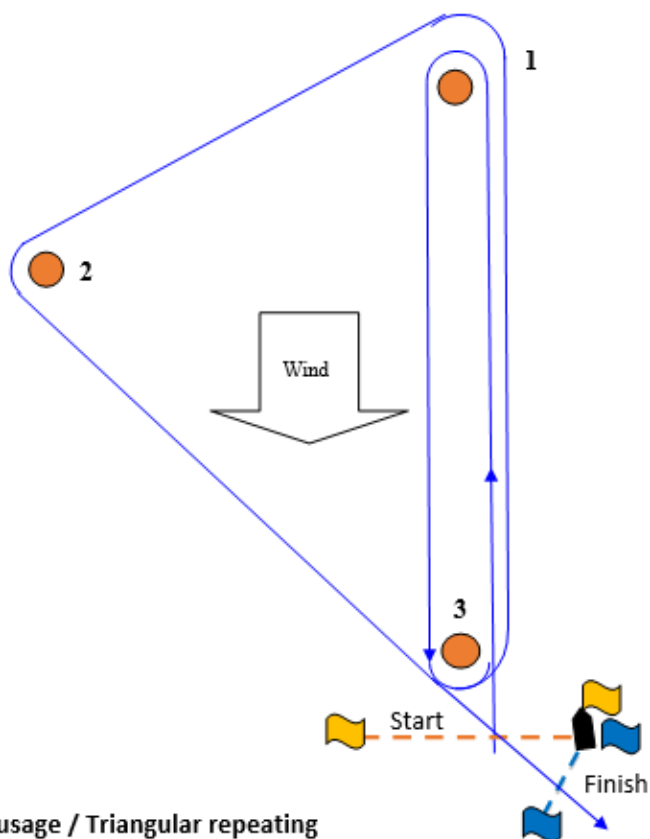
22 INSURANCE

22.1 As Posted in the Notice of Race 20. **INSURAN**

Addendum 1





Course Illustration – Sausage / Triangular repeating course

ST



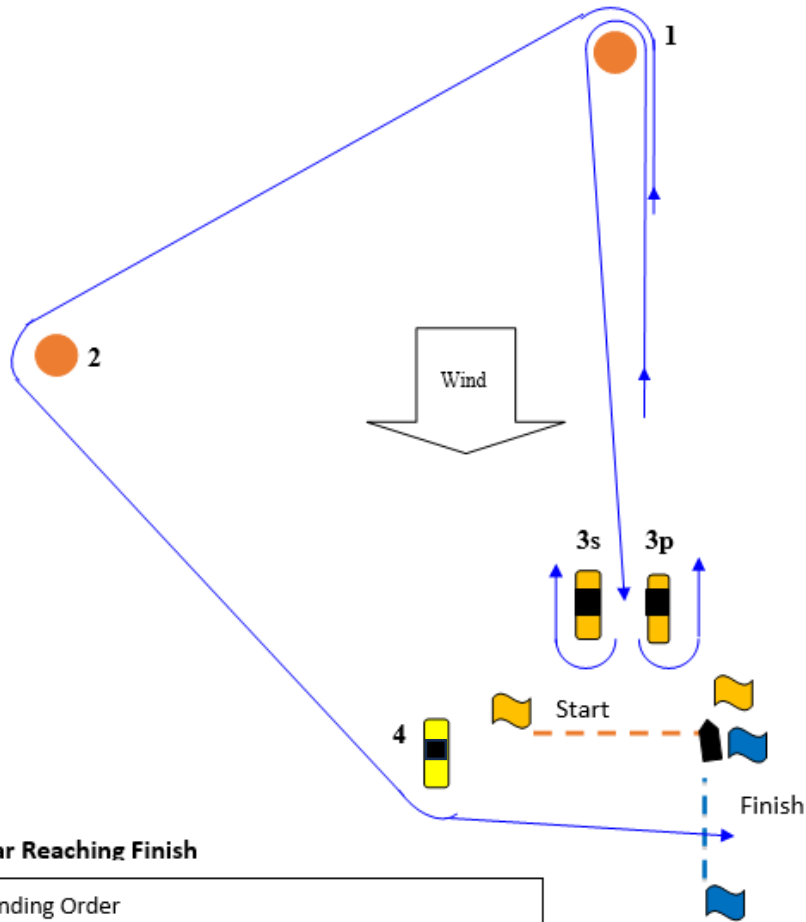
Course: Sausage / Triangular repeating

Signal	Mark Rounding Order
ST2	Start – 1 – 3 – 1 – 2 – Finish
ST3	Start – 1 – 3 – 1 – 2 – 3 – 1 – 3 – Finish
ST4	Start – 1 – 3 – 1 – 2 – 3 – 1 – 3 – 1 – 2 – Finish

	Large Orange Piller Buoy	Marks 1 , 2 , 3
	Replacement Buoy used in the event of loss	Any Mark replacement
	Orange Flag	Start Line Flag
	Blue Flag	Finish Line Flag except for Shortened Course







Course Illustration – Sausage / Triangular course Reaching finish.

STR



Course: Triangular Reaching Finish

Signal	Mark Rounding Order
STR2	Start – 1 – 3s/3p – 1 – 2 – 4 – Finish
STR3	Start – 1 – 3s/3p – 1 – <u>3s/3p</u> – 1 – 2 – 4 – Finish
STR4	Start – 1 – 3s/3p – 1 – 3s/3p – 1 – 3s/3p – 1 – 2 – 4 – Finish

	Large Orange Piller Buoy	Marks 1 , 2 , 3
	Small Orange Piller Buoy	Marks 3s , 3p
	Small Yellow Piller Buoy with black band	Mark 4
	Replacement Buoy used in the event of loss	Any Mark replacement
	Orange Flag	Start Line Flag
	Blue Flag	Finish Line Flag except for Shortened Course